


FloPlast

building the future



Rainwater Systems



HIGH QUALITY PVC-U RAINWATER SYSTEMS



FloPlast, a name synonymous with high quality PVC-U roofline products for new build and home improvement projects, with its wide range of rainwater systems, cellular foam and rigid PVC-U building profiles.

FloPlast Rainwater Systems offer a wide choice of profile design, both traditional and modern, in a range of colours to suit all tastes and applications.

The **FloPlast** reputation for technical excellence, competitively priced and quality finished products have established the company as a leading supplier of PVC-U Plastic Building products.

Standards/Quality Control

FloPlast operations embrace Quality, Environment and Energy Management Systems which have been accredited by BSI to BS EN ISO 9001:2015 Certificate No. FM 501414, BS EN ISO 14001:2015 Certificate No. EMS 538445, BS EN ISO 18001:2007 Certificate No. OHS 593622 501414 and ISO 50001:2011 Certificate No. ENMS 638370.



All products are subject to continuous quality control procedures and products manufactured to British Standard Specifications are marked accordingly.

System Features

- Gutters, pipes and fittings manufactured in PVC-U, a material which is not easily ignitable and will not support combustion. All products comply with the material requirements of:

BS EN 12200 1:2000, BS EN 1329-1:2014 and BS 1453-1:2000 (downpipes and fittings)

BS EN 607:2004 (gutters and fittings)

BS EN 1462:2004 (eaves brackets)



FloPlast Rainwater Systems have been rigorously tested by The British Standards Institute and have been awarded their prestigious Kitemark. License No. KM 501316.

- Suitable for all types of buildings including domestic, commercial and industrial.
- Practical rainwater handling systems which, unlike metal systems, do not conduct lightning.
- Components have a consistent self-finish and colour and are essentially maintenance free.
- Tough and durable, yet lightweight for ease of installation, they will withstand normal ladder weight.
- High gloss finish with blemish free surface providing excellent all round weathering and colour fastness.
- Comprehensive range of systems, colours and fittings to provide solutions to all installation requirements.
- All large fittings are packaged individually to protect their surface from scratch marks.
- Cost effective solution to rainwater collection and drainage.
- Well defined stylish contours ensure a seamless match with the architecture of all properties, new or old.

INSTALLATION FEATURES



Specification, Technical Advice and Design

An advisory service is available to offer technical assistance regarding product selection and installation. Those associated with the building industry can take advantage of design services provided by the company for customers who have made a commitment to use or specify **FloPlast** products.

- Wrap around retaining clip on the majority of gutter fittings allows a fast positive joint to be made. Clips are easily removed should any adjustments be required during installation of the gutter system, making the system very user friendly. It also facilitates dismantling and re-assembly of the gutter system during any period of property maintenance.
- Extended gutter unions, with extra wide seals designed to eliminate the “roll-over” effect from gutter movement from thermal expansion and contraction, whilst still maintaining a watertight seal.



- All gutter fittings have positioning guide marks to allow for thermal expansion and contraction.
- Hoppers, running and stopend outlets are designed to accept sockets or plain-ended downpipe.
- Running and stopend outlets have twin fixing holes and fascia brackets offer a choice of single or twin screw fixing.


Colour Guide

B Black	C Caramel	CI “Cast Iron” Style
W White	BR Brown	
G Grey	AG Anthracite Grey	

PRODUCT GUARANTEES

10 - Year Performance & Colour Guarantee*

Applies to our PVC Rainwater range.



Register your installation today at www.floplast.co.uk

*Excludes caramel rainwater colour.

20 - "Cast Iron" Style Guarantee



FloPlast are pleased to announce that due to further research and development within our manufacturing process, we can now offer a **20 Year "Cast Iron" Colour Guarantee** across all of our "Cast Iron" Style Rainwater products.

INSTALLATION VIDEOS

FloPlast Installation Videos


Our step-by-step installation videos (available online), make it clearer and easier to get to grips with the all the technical elements involved in what may be a complex process.

What's more there is also a downloadable pdf guide to help with your installation.





LEAF/WEATHER PROTECTION





Product	Colour	Code
GutterBrush Debris eliminator (4m)		
	B W	GB4
FloGuard 5m Pack		
	B	FG1



Product	Colour	Code
Balloon: Leaf Protection System		
 (Outlet Guard)	B	OG1
DrainGuard		
 Fits round and square downpipe	B	DG1





Product	Colour	Code
Snow/Tile Guard - 2m		
	N/A	SG1
Snow/Tile Guard Bracket		
	N/A	SG2

ANCILLARIES

Product	Colour	Code
Universal Rise & Fall Bracket		
	N/A	RF1
Rafter Bracket Top Fix		
	N/A	RR1
Rafter Bracket Side Fix		
	N/A	RR2



Product	Colour	Code
Universal Rainwater Adaptor		
 Connects to 110mm drainage	B	D96
40ml Compressed Silicone Lubricant Spray		
	N/A	SL40
8mm Universal Fascia Bracket Spacer		
	B W	RS9



Suitable for Half Round, Square Line, Hi-Cap and Niagara Ogee gutters.

Product	Colour	Code
8mm Round Downpipe Spacer Brackets		
	B W	RC9
For use with 68mm Round downpipe. Only use with RS2, RC4 & RB4.		
8mm Square Downpipe Spacer Brackets		
	B W	RCS9
For use with 65mm Square downpipe. Only use with RSS2, RCS4 & RBS4.		

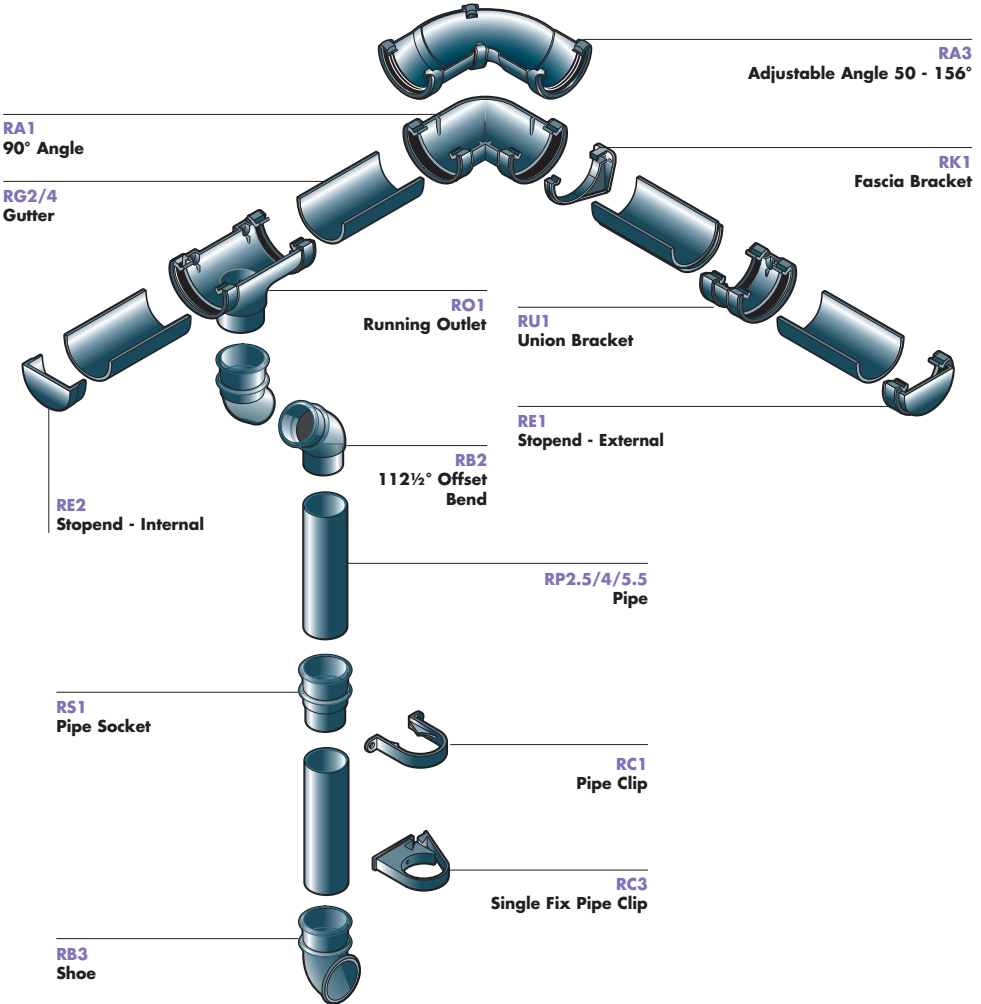
SPARES

Product	Code
Spare Gutter Seals	
 Round	RRS1
 Square	RRSS1
 Niagara	RRNS1
 Hi-Cap	RRHS1

Product	Colour	Code
Spare Gutter Clips		
 Round	B W BR G	RRC1
 Square	B W BR C	RRSC1

Product	Colour	Code
Spare Gutter Clips		
 Niagara	B W BR C	RRNC1
 Hi-Cap	B W BR G	RRHC1

Half Round 112MM/68MM RAINWATER SYSTEM

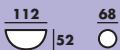


FloPlast recommend the use of lubricant on all gutter seals for ease of fitting and improved performance.

Colours



Dimensions



Features & Benefits:

- The original Half Round profile.
- A practical, easy to install system.
- Good flow capacity.
- Pre-fitted gutter seal retaining clip system for fast user friendly installation.
- Pre-lubricated seals.
- Cost effective solution for both new build and Refurbishment applications.
- Connects to most other metal or plastic systems, using our extensive range of adaptors.



112MM GUTTERING & FITTINGS BS EN 607:2004, BS EN 1462:2004, BS EN 12200-1:2000



Product	Colour	Code
---------	--------	------

Gutter						
	2m 3m 4m	<table border="1"><tr><td>B</td><td>W</td></tr><tr><td>BR</td><td>G</td></tr></table> RG2 RG3 RG4	B	W	BR	G
B	W					
BR	G					

Angle		
-------	--	--


	90°	<table border="1"><tr><td>B</td><td>W</td></tr><tr><td>BR</td><td>G</td></tr></table> RA1	B	W	BR	G
B	W					
BR	G					

	135°	<table border="1"><tr><td>B</td><td>W</td></tr><tr><td>BR</td><td>G</td></tr></table> RA2	B	W	BR	G
B	W					
BR	G					

Adjustable Angle 50° - 156°		
-----------------------------	--	--

		<table border="1"><tr><td>B</td><td>W</td></tr><tr><td>BR</td><td>G</td></tr></table> RA3	B	W	BR	G
B	W					
BR	G					


Angle - Any degree		
--------------------	--	--

		<table border="1"><tr><td>B</td><td>W</td></tr><tr><td>BR</td><td>G</td></tr></table> RA9	B	W	BR	G
B	W					
BR	G					

FloPlast will fabricate any non-standard angle to special order.



Product	Colour	Code
---------	--------	------

Running Outlet						
		<table border="1"><tr><td>B</td><td>W</td></tr><tr><td>BR</td><td>G</td></tr></table> RO1	B	W	BR	G
B	W					
BR	G					

Stopend Outlet		
----------------	--	--

		<table border="1"><tr><td>B</td><td>W</td></tr><tr><td>BR</td><td>G</td></tr></table> RO2	B	W	BR	G
B	W					
BR	G					

Stopend		
---------	--	--

	External	<table border="1"><tr><td>B</td><td>W</td></tr><tr><td>BR</td><td>G</td></tr></table> RE1	B	W	BR	G
B	W					
BR	G					


	Internal	<table border="1"><tr><td>B</td><td>W</td></tr><tr><td>BR</td><td>G</td></tr></table> RE2	B	W	BR	G
B	W					
BR	G					

Fascia Bracket		
----------------	--	--


		<table border="1"><tr><td>B</td><td>W</td></tr><tr><td>BR</td><td>G</td></tr></table> RK1	B	W	BR	G
B	W					
BR	G					



Product	Colour	Code
---------	--------	------

Union Bracket						
		<table border="1"><tr><td>B</td><td>W</td></tr><tr><td>BR</td><td>G</td></tr></table> RU1	B	W	BR	G
B	W					
BR	G					

To Cast Iron Ogee Gutter Adaptors		
-----------------------------------	--	--

	R/H	<table border="1"><tr><td>B</td><td>W</td></tr><tr><td>G</td><td></td></tr></table> RD3	B	W	G	
B	W					
G						


	L/H	<table border="1"><tr><td>B</td><td>W</td></tr><tr><td>G</td><td></td></tr></table> RD4	B	W	G	
B	W					
G						

To Half Round Cast Iron Adaptor		
---------------------------------	--	--

		<table border="1"><tr><td>B</td><td>W</td></tr><tr><td>BR</td><td>G</td></tr></table> RD5	B	W	BR	G
B	W					
BR	G					


68MM ROUND DOWNPIPE & FITTINGS BS EN 12200-1:2000

Product	Colour	Code
---------	--------	------

Pipe								
	2.5m 4m 5.5m	<table border="1"><tr><td>B</td><td>W</td><td>BR</td></tr><tr><td>G</td><td>AG</td><td></td></tr></table> RP2.5 RP4 RP5.5	B	W	BR	G	AG	
B	W	BR						
G	AG							

Offset Bends:		
---------------	--	--

	92½°	<table border="1"><tr><td>B</td><td>W</td><td>BR</td></tr><tr><td>G</td><td>AG</td><td></td></tr></table> RB1	B	W	BR	G	AG	
B	W	BR						
G	AG							


	112½°	<table border="1"><tr><td>B</td><td>W</td><td>BR</td></tr><tr><td>G</td><td>AG</td><td></td></tr></table> RB2	B	W	BR	G	AG	
B	W	BR						
G	AG							

Shoes		
-------	--	--

		<table border="1"><tr><td>B</td><td>W</td><td>BR</td></tr><tr><td>G</td><td>AG</td><td></td></tr></table> RB3	B	W	BR	G	AG	
B	W	BR						
G	AG							

	With fixing lugs	<table border="1"><tr><td>B</td><td>W</td></tr></table> RB4*	B	W
B	W			

Product	Colour	Code
---------	--------	------

Pipe Clips:								
		<table border="1"><tr><td>B</td><td>W</td><td>BR</td></tr><tr><td>G</td><td>AG</td><td></td></tr></table> RC1	B	W	BR	G	AG	
B	W	BR						
G	AG							

	Single Fix	<table border="1"><tr><td>B</td><td>W</td></tr><tr><td>BR</td><td>G</td></tr></table> RC3	B	W	BR	G
B	W					
BR	G					

	With fixing lugs	<table border="1"><tr><td>B</td><td>W</td></tr></table> RC4**	B	W
B	W			


67½° Branch		
-------------	--	--

		<table border="1"><tr><td>B</td><td>W</td><td>BR</td></tr><tr><td>G</td><td>AG</td><td></td></tr></table> RY1	B	W	BR	G	AG	
B	W	BR						
G	AG							

Access Pipe		
-------------	--	--


		<table border="1"><tr><td>B</td><td>W</td></tr><tr><td>BR</td><td>G</td></tr></table> RX1	B	W	BR	G
B	W					
BR	G					

Product	Colour	Code
---------	--------	------

Pipe Sockets								
		<table border="1"><tr><td>B</td><td>W</td><td>BR</td></tr><tr><td>G</td><td>AG</td><td></td></tr></table> RS1	B	W	BR	G	AG	
B	W	BR						
G	AG							

	With fixing lugs	<table border="1"><tr><td>B</td><td>W</td></tr></table> RS2***	B	W
B	W			

Hopper		
--------	--	--

		<table border="1"><tr><td>B</td><td>W</td><td>BR</td></tr><tr><td>G</td><td>AG</td><td></td></tr></table> RHS1	B	W	BR	G	AG	
B	W	BR						
G	AG							

Connects to 65mm square & 68mm round downpipe.

*Must be used in conjunction with RC4 and RS2.

**Must be used in conjunction with RB4 and RS2.

***Must be used in conjunction with RC4 and RB4.

Square Line 114MM/65MM RAINWATER SYSTEM

RAS3
Adjustable Angle 50 - 156°

RAS1
90° Angle

RGS2/4
Gutter

RKS1
Fascia Bracket

RUS1
Union Bracket

ROS1
Running Outlet

RBS2
112½° Offset Bend

RES1
Stopend - External

RES2
Stopend - Internal

RCS1
Pipe Clip

RSS1
Pipe Socket

RCS2
Flush Pipe Clip
allows downpipes to be fixed flush to the wall.

RPS2.5/4/5.5
Pipe

RCS3
Single Fix Pipe Clip

RB55
Adjustable Offset Bend
allows for a minimum offset of 25mm up to a maximum of 65mm.

RB53
Shoe

FloPlast recommend the use of lubricant on all gutter seals for ease of fitting and improved performance.

Colours



Dimensions



Features & Benefits:

- Attractive rectilinear profile.
- Flow capacity in excess of Half Round.
- Pre-fitted gutter seal retaining clip system for fast user friendly installation.
- Pre-lubricated seals.
- Cost effective solution for both new build and refurbishment applications.
- Connects to most other metal or plastic systems using our extensive range of adaptors.



114MM GUTTER AND FITTINGS BS EN 607:2004, BS EN 1462:2004, BS EN 12200-1:2000



Product	Colour	Code
---------	--------	------

Product	Colour	Code
Gutter 2m / 3m / 4m	2m	B W RGS2
		BR C RGS3
	3m	B W RGS4
		BR C RGS4
4m	B W RGS4	
	BR C RGS4	

Angle

	90°	B W RAS1
		BR C RAS1
	135°	B W RAS2
		BR C RAS2
	Any Degree	B W RAS9
		BR C RAS9
	Adjustable 50-156°	B W RAS3*
		BR C RAS3*

*FloPlast will fabricate any non-standard angle to special order.

Product	Colour	Code
---------	--------	------

Running Outlet		
	B W ROS1	
	BR C ROS1	

Stopend Outlet

	B W ROS2
	BR C ROS2

Stopends

	External	B W RES1
		BR C RES1
	Internal	B W RES2
		BR C RES2

Fascia Bracket

	B W RKS1
	BR C RKS1

Product	Colour	Code
---------	--------	------

Union Bracket		
	B W RUS1	
	BR C RUS1	

Square/Round Gutter Adaptor

	B W RDS1
	BR C RDS1

To Cast Iron Gutter Adaptors

	Ogee R/H	B W RDS3
		BR C RDS3
	Ogee L/H	B W RDS4
		BR C RDS4
	Half Round	B W RDS5
		BR C RDS5

65MM SQUARE DOWNPIPE & FITTINGS BS EN 12200-1:2000

Product	Colour	Code
---------	--------	------

Pipe		
	2.5m	B W BR RPS2.5
	4m	C AG RPS4
	5.5m	B W BR RPS5.5
		C RPS5.5

67½° Branch

	B W BR RYS1
	C AG RYS1

Offset Bend

	92½°	B W BR RBS1
		C AG RBS1
	112½°	B W BR RBS2
		C AG RBS2
	Adjustable	B W BR RBS5
		C RBS5

Product	Colour	Code
---------	--------	------

Shoe		
	B W BR RBS3	
	C AG RBS3	
	With fixing lugs	B W RBS4 ¹

Pipe Clips

	B W BR RCS1	
	C AG RCS1	
	Flush	B W BR RCS2
		C RCS2
	Single Fix	B W BR RCS3
		C RCS3
	With fixing lugs	B W RCS4 ²

¹Must be used in conjunction with RCS4 and RSS2.
²Must be used in conjunction with RBS4 and RSS2.

Product	Colour	Code
---------	--------	------

Pipe Sockets		
	B W BR RSS1	
	C AG RSS1	
	With fixing lugs	B W RSS2 ³

Square Access Pipe

	B W BR RXS1
	C RXS1

68mm Round Downpipe Adaptor

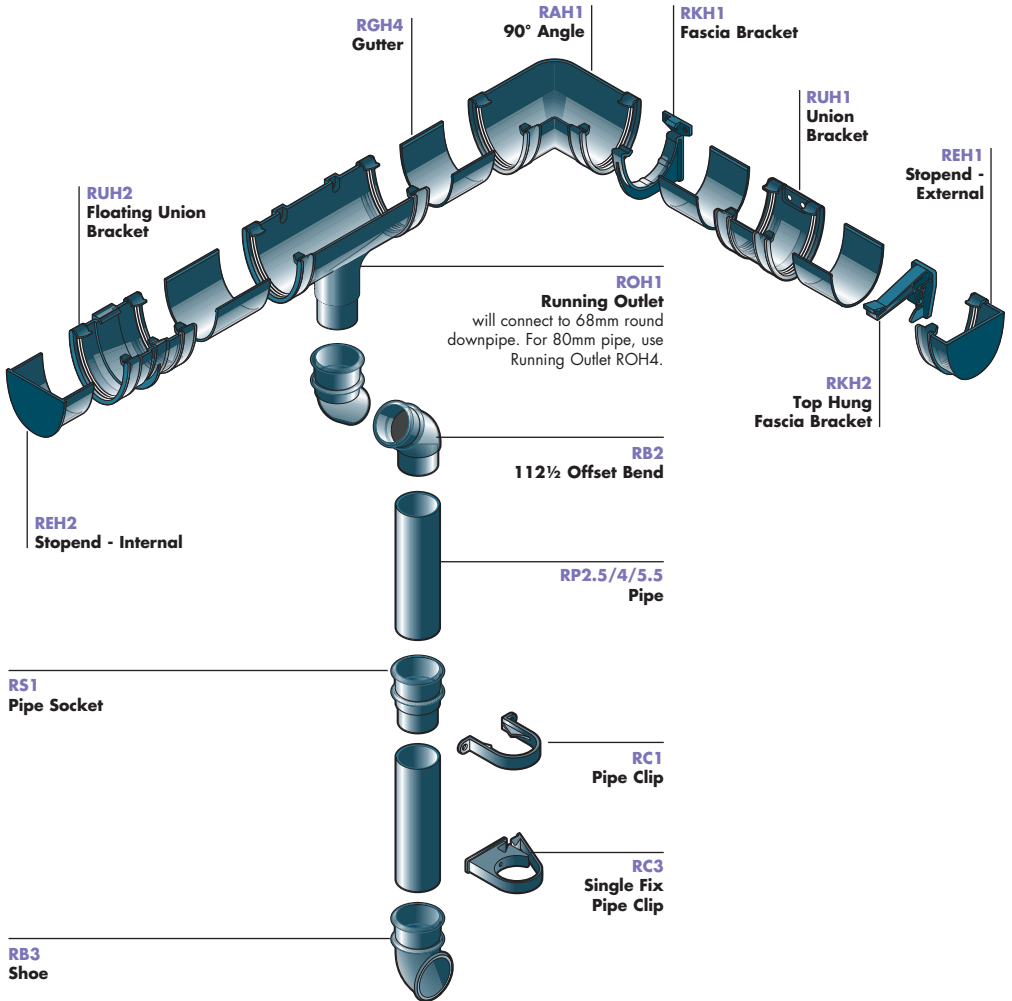
	B W BR RDS2
	AG RDS2

Hopper Connects to 65mm Sq and 68mm Rnd Downpipe

	B W BR RHS1
	C AG RHS1

³Must be used in conjunction with RCS4 and RBS4.

Hi-Cap 115MM/68MM/80MM RAINWATER SYSTEM



FloPlast recommend the use of lubricant on all gutter seals for ease of fitting and improved performance.

Colours



Dimensions



Features & Benefits:


- A semi-elliptical profile.
- High capacity - ideal for large roof areas.
- Pre-fitted gutter seal retaining clip system for fast user friendly installation
- The high flow rate could result in less outlets and reduced drainage runs.
- Both 68mm and 80mm round downpipes can be connected to the gutter system.



115MM GUTTER AND FITTINGS BS EN 607:2004, BS EN 1462:2004, BS EN 12200-1:2000





Product	Colour	Code
---------	--------	------

Gutter - 4m								
	4m	<table border="1"><tr><td>B</td><td>W</td><td>BR</td></tr><tr><td>G</td><td>AG</td><td></td></tr></table>	B	W	BR	G	AG	
B	W	BR						
G	AG							
		RGH4						

Running Outlet




	68mm	<table border="1"><tr><td>B</td><td>W</td><td>BR</td></tr><tr><td>G</td><td>AG</td><td></td></tr></table>	B	W	BR	G	AG	
B	W	BR						
G	AG							
		ROH1						
	80mm	<table border="1"><tr><td>B</td><td>W</td><td>BR</td></tr><tr><td>BR</td><td>G</td><td></td></tr></table>	B	W	BR	BR	G	
B	W	BR						
BR	G							
		ROH4						

Union Bracket

		<table border="1"><tr><td>B</td><td>W</td><td>BR</td></tr><tr><td>G</td><td>AG</td><td></td></tr></table>	B	W	BR	G	AG	
B	W	BR						
G	AG							
		RUH1						
	Floating	<table border="1"><tr><td>B</td><td>W</td><td></td></tr></table>	B	W				
B	W							
		RUH2						





Product	Colour	Code
---------	--------	------

Angle								
	90°	<table border="1"><tr><td>B</td><td>W</td><td>BR</td></tr><tr><td>G</td><td>AG</td><td></td></tr></table>	B	W	BR	G	AG	
B	W	BR						
G	AG							
		RAH1						
	135°	<table border="1"><tr><td>B</td><td>W</td><td>BR</td></tr><tr><td>G</td><td>AG</td><td></td></tr></table>	B	W	BR	G	AG	
B	W	BR						
G	AG							
		RAH2						
	any degree	<table border="1"><tr><td>B</td><td>W</td><td>BR</td></tr><tr><td>G</td><td>AG</td><td></td></tr></table>	B	W	BR	G	AG	
B	W	BR						
G	AG							
		RAH9 [#]						

[#]FloPlast will fabricate any non-standard angle to special order.

Stopend

	External	<table border="1"><tr><td>B</td><td>W</td><td>BR</td></tr><tr><td>G</td><td>AG</td><td></td></tr></table>	B	W	BR	G	AG	
B	W	BR						
G	AG							
		REH1						
	Internal	<table border="1"><tr><td>B</td><td>W</td><td>BR</td></tr><tr><td>G</td><td>AG</td><td></td></tr></table>	B	W	BR	G	AG	
B	W	BR						
G	AG							
		REH2						



Product	Colour	Code
---------	--------	------

Fascia Bracket								
		<table border="1"><tr><td>B</td><td>W</td><td>BR</td></tr><tr><td>G</td><td>AG</td><td></td></tr></table>	B	W	BR	G	AG	
B	W	BR						
G	AG							
		RKH1						
	Top Hung	<table border="1"><tr><td>B</td><td>W</td><td></td></tr></table>	B	W				
B	W							
		RKH2						

Hi-Cap to Half Round Gutter Adaptors

		<table border="1"><tr><td>B</td><td>W</td><td>BR</td></tr></table>	B	W	BR
B	W	BR			
		RHR3			

Hi-Cap to Square Line Gutter Adaptors

		<table border="1"><tr><td>B</td><td>W</td><td>BR</td></tr></table>	B	W	BR
B	W	BR			
		RHS3			

80MM ROUND DOWNPIPE & FITTINGS BS EN 12200-1:2000

Product	Colour	Code
---------	--------	------

Pipe								
	4m	<table border="1"><tr><td>B</td><td>W</td><td>BR</td></tr><tr><td>BR</td><td>G</td><td></td></tr></table>	B	W	BR	BR	G	
B	W	BR						
BR	G							
		RPH4						

Offset Bend

	92½°	<table border="1"><tr><td>B</td><td>W</td><td>BR</td></tr><tr><td>BR</td><td>G</td><td></td></tr></table>	B	W	BR	BR	G	
B	W	BR						
BR	G							
		RBH1						
	112½°	<table border="1"><tr><td>B</td><td>W</td><td>BR</td></tr><tr><td>BR</td><td>G</td><td></td></tr></table>	B	W	BR	BR	G	
B	W	BR						
BR	G							
		RBH2						


Shoe

		<table border="1"><tr><td>B</td><td>W</td><td>BR</td></tr><tr><td>BR</td><td>G</td><td></td></tr></table>	B	W	BR	BR	G	
B	W	BR						
BR	G							
		RBH3						

Pipe Clip

	(Single fix)	<table border="1"><tr><td>B</td><td>W</td><td>BR</td></tr><tr><td>BR</td><td>G</td><td></td></tr></table>	B	W	BR	BR	G	
B	W	BR						
BR	G							
		RCH3						

Product	Colour	Code
---------	--------	------

Pipe Socket								
		<table border="1"><tr><td>B</td><td>W</td><td>BR</td></tr><tr><td>BR</td><td>G</td><td></td></tr></table>	B	W	BR	BR	G	
B	W	BR						
BR	G							
		RSH1						

Hopper

		<table border="1"><tr><td>B</td><td>W</td><td>BR</td></tr><tr><td>BR</td><td>G</td><td></td></tr></table>	B	W	BR	BR	G	
B	W	BR						
BR	G							
		RHH1						

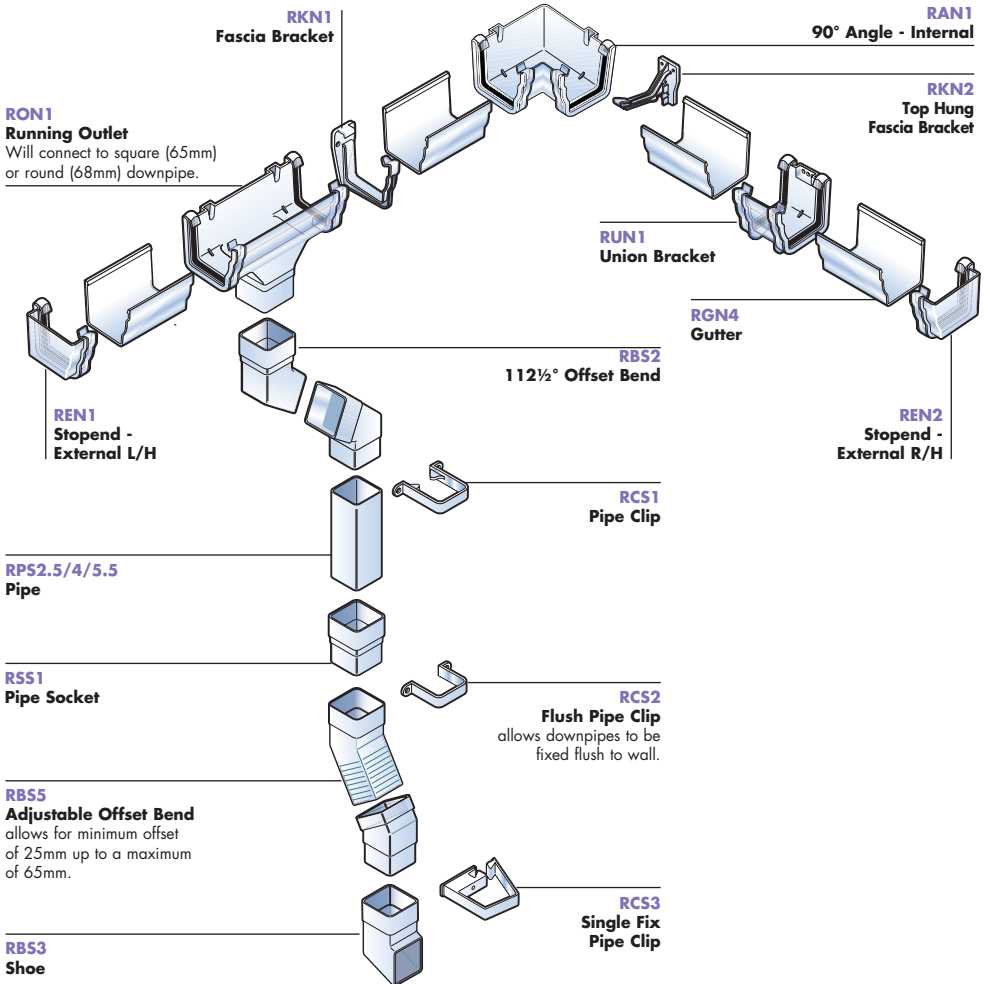
67½° Branch

		<table border="1"><tr><td>B</td><td>W</td><td>BR</td></tr><tr><td>BR</td><td>G</td><td></td></tr></table>	B	W	BR	BR	G	
B	W	BR						
BR	G							
		RYH1						

For Anthracite Grey 68mm round downpipe, see page 7.



Niagara Ogee 110MM/65MM/68MM/80MM RAINWATER SYSTEM

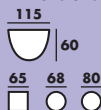


FloPlast recommend the use of lubricant on all gutter seals for ease of fitting and improved performance.

Colours



Dimensions



Features & Benefits:

- A traditional ogee style profile.
- One of the highest capacity PVC-U domestic rainwater systems.
- Water-tight seal and retaining clip pre-fitted for fast user friendly installation.
- Suitable for all properties, old and new.
- Running Outlet (RON1) can be connected to either 65mm Square or 68mm Round downpipes.
- Running outlet designed to cope with above average rainfall.
- For an improved aesthetic gutter line when viewed from below, use RKN2 top hung bracket.



110MM GUTTER AND FITTINGS BS EN 607:2004, BS EN 12200-1:2000, BS EN 1462:2004



Product	Colour	Code
---------	--------	------

Gutter								
 4m	<table border="1"><tr><td>B</td><td>W</td><td>BR</td></tr><tr><td>C</td><td>AG</td><td></td></tr></table>	B	W	BR	C	AG		RGN4
B	W	BR						
C	AG							

Product	Colour	Code
---------	--------	------

Internal Angle								
 90°	<table border="1"><tr><td>B</td><td>W</td><td>BR</td></tr><tr><td>C</td><td>AG</td><td></td></tr></table>	B	W	BR	C	AG		RAN1
B	W	BR						
C	AG							

 135°	<table border="1"><tr><td>B</td><td>W</td><td>BR</td></tr><tr><td>C</td><td>AG</td><td></td></tr></table>	B	W	BR	C	AG		RAN3
B	W	BR						
C	AG							

Product	Colour	Code
---------	--------	------

External Angle								
 90°	<table border="1"><tr><td>B</td><td>W</td><td>BR</td></tr><tr><td>C</td><td>AG</td><td></td></tr></table>	B	W	BR	C	AG		RAN2
B	W	BR						
C	AG							

 135°	<table border="1"><tr><td>B</td><td>W</td><td>BR</td></tr><tr><td>C</td><td>AG</td><td></td></tr></table>	B	W	BR	C	AG		RAN4
B	W	BR						
C	AG							

Product	Colour	Code
---------	--------	------

Angle - any degree								
	<table border="1"><tr><td>B</td><td>W</td><td>BR</td></tr><tr><td>C</td><td></td><td></td></tr></table>	B	W	BR	C			RAN9*
B	W	BR						
C								


Product	Colour	Code
---------	--------	------

Running Outlet - Multi Fit								
 Multi Outlet	<table border="1"><tr><td>B</td><td>W</td><td>BR</td></tr><tr><td>C</td><td>AG</td><td></td></tr></table>	B	W	BR	C	AG		RON1
B	W	BR						
C	AG							

Connects to 65mm Square and 68mm Round downpipe



Product	Colour	Code
---------	--------	------

Running Outlet								
	<table border="1"><tr><td>B</td><td>W</td><td>BR</td></tr><tr><td>C</td><td></td><td></td></tr></table>	B	W	BR	C			RON4*
B	W	BR						
C								

Connects to 80mm Round downpipe

Product	Colour	Code
---------	--------	------

Stopend Outlets - 65mm Square								
 L/H	<table border="1"><tr><td>B</td><td>W</td><td>BR</td></tr><tr><td>C</td><td>AG</td><td></td></tr></table>	B	W	BR	C	AG		RON2
B	W	BR						
C	AG							

 R/H	<table border="1"><tr><td>B</td><td>W</td><td>BR</td></tr><tr><td>C</td><td>AG</td><td></td></tr></table>	B	W	BR	C	AG		RON3
B	W	BR						
C	AG							

Product	Colour	Code
---------	--------	------

Stopend Outlets - 80mm Round								
 L/H	<table border="1"><tr><td>B</td><td>W</td><td>BR</td></tr><tr><td>C</td><td></td><td></td></tr></table>	B	W	BR	C			RON5
B	W	BR						
C								

 R/H	<table border="1"><tr><td>B</td><td>W</td><td>BR</td></tr><tr><td>C</td><td></td><td></td></tr></table>	B	W	BR	C			RON6
B	W	BR						
C								

Product	Colour	Code
---------	--------	------


Stopends - External								
 L/H	<table border="1"><tr><td>B</td><td>W</td><td>BR</td></tr><tr><td>C</td><td>AG</td><td></td></tr></table>	B	W	BR	C	AG		REN1
B	W	BR						
C	AG							

 R/H	<table border="1"><tr><td>B</td><td>W</td><td>BR</td></tr><tr><td>C</td><td>AG</td><td></td></tr></table>	B	W	BR	C	AG		REN2
B	W	BR						
C	AG							

*FloPlast will fabricate any non-standard angle to special order.



Product	Colour	Code
---------	--------	------

Stopends - Internal								
 L/H	<table border="1"><tr><td>B</td><td>W</td><td>BR</td></tr><tr><td>C</td><td></td><td></td></tr></table>	B	W	BR	C			REN3
B	W	BR						
C								

 R/H	<table border="1"><tr><td>B</td><td>W</td><td>BR</td></tr><tr><td>C</td><td></td><td></td></tr></table>	B	W	BR	C			REN4
B	W	BR						
C								

Product	Colour	Code
---------	--------	------

Union Bracket								
	<table border="1"><tr><td>B</td><td>W</td><td>BR</td></tr><tr><td>C</td><td>AG</td><td></td></tr></table>	B	W	BR	C	AG		RUN1
B	W	BR						
C	AG							

Product	Colour	Code
---------	--------	------

Fascia Bracket								
	<table border="1"><tr><td>B</td><td>W</td><td>BR</td></tr><tr><td>C</td><td>AG</td><td></td></tr></table>	B	W	BR	C	AG		RKN1
B	W	BR						
C	AG							

 Top Hung	<table border="1"><tr><td>B</td><td>W</td><td>BR</td></tr><tr><td>C</td><td></td><td></td></tr></table>	B	W	BR	C			RKN2
B	W	BR						
C								

Product	Colour	Code
---------	--------	------

Niagara to Half Round Gutter Adaptors								
 R/H	<table border="1"><tr><td>B</td><td>W</td><td>BR</td></tr><tr><td>C</td><td></td><td></td></tr></table>	B	W	BR	C			RNR3*
B	W	BR						
C								

 L/H	<table border="1"><tr><td>B</td><td>W</td><td>BR</td></tr><tr><td>C</td><td></td><td></td></tr></table>	B	W	BR	C			RNR4*
B	W	BR						
C								

Product	Colour	Code
---------	--------	------

Niagara to Square Line Gutter Adaptors								
 R/H	<table border="1"><tr><td>B</td><td>W</td><td>BR</td></tr><tr><td>C</td><td></td><td></td></tr></table>	B	W	BR	C			RNS3*
B	W	BR						
C								


 L/H	<table border="1"><tr><td>B</td><td>W</td><td>BR</td></tr><tr><td>C</td><td></td><td></td></tr></table>	B	W	BR	C			RNS4*
B	W	BR						
C								

80MM ROUND DOWNPIPE & FITTINGS BS EN 12200-1:2000

Product	Colour	Code
---------	--------	------

Pipe						
 4m	<table border="1"><tr><td>B</td><td>W</td></tr><tr><td>BR</td><td>G</td></tr></table>	B	W	BR	G	RPH4
B	W					
BR	G					

Product	Colour	Code
---------	--------	------

Offset Bend						
 92°	<table border="1"><tr><td>B</td><td>W</td></tr><tr><td>BR</td><td>G</td></tr></table>	B	W	BR	G	RBH1
B	W					
BR	G					

 112°	<table border="1"><tr><td>B</td><td>W</td></tr><tr><td>BR</td><td>G</td></tr></table>	B	W	BR	G	RBH2
B	W					
BR	G					

Product	Colour	Code
---------	--------	------

Shoe						
	<table border="1"><tr><td>B</td><td>W</td></tr><tr><td>BR</td><td>G</td></tr></table>	B	W	BR	G	RBH3
B	W					
BR	G					

Product	Colour	Code
---------	--------	------

Pipe Clip						
 (Single fix)	<table border="1"><tr><td>B</td><td>W</td></tr><tr><td>BR</td><td>G</td></tr></table>	B	W	BR	G	RCH3
B	W					
BR	G					

Product	Colour	Code
---------	--------	------

Pipe Socket						
	<table border="1"><tr><td>B</td><td>W</td></tr><tr><td>BR</td><td>G</td></tr></table>	B	W	BR	G	RSH1
B	W					
BR	G					

Product	Colour	Code
---------	--------	------

Hopper						
	<table border="1"><tr><td>B</td><td>W</td></tr><tr><td>BR</td><td>G</td></tr></table>	B	W	BR	G	RHH1
B	W					
BR	G					

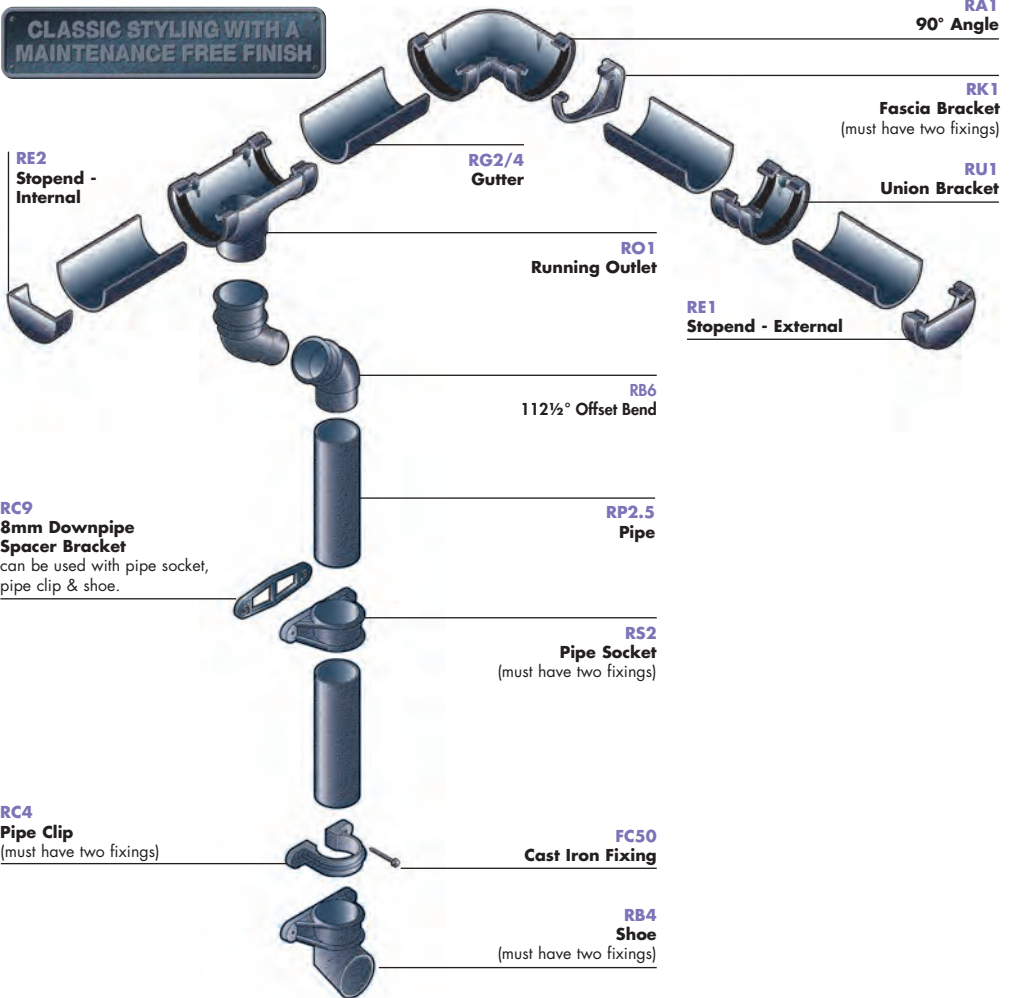
Connects to 65mm square & 68mm round downpipe.

Product	Colour	Code
---------	--------	------

67½° Branch						
	<table border="1"><tr><td>B</td><td>W</td></tr><tr><td>BR</td><td>G</td></tr></table>	B	W	BR	G	RYH1
B	W					
BR	G					

For Anthracite Grey 65mm square downpipe, see page 9.

Half Round "CAST IRON" STYLE 112MM/68MM RAINWATER SYSTEM




FloPlast recommend the use of lubricant on all gutter seals for ease of fitting and improved performance.

<p>Colours</p> <p>CI</p> <p>Dimensions</p> <p>112 68</p> <p>52</p>	<p>Features & Benefits:</p> <ul style="list-style-type: none"> • The original Half Round profile. • 20 year "Cast Iron" colour guarantee • Good flow capacity. • Pre-fitted gutter seal retaining clip system for fast user friendly installation <ul style="list-style-type: none"> • Pre-lubricated seals. • Significant cost saving over traditional Cast Iron. • All the benefits of PVC for quick and easy installation.
--	---

112MM GUTTER & FITTINGS BS EN 607:2004, BS EN 12200-1:2000, BS EN 1462:2004




Product	Colour	Code
Gutter		
	2m 4m	CI RG2 RG4


Product	Colour	Code
Angle		
	90°	CI RA1
	135°	CI RA2



Product	Colour	Code
Angle - any degree		
		CI RA9#

#FloPlast will fabricate any non-standard angle to special order





Product	Colour	Code
Running Outlet - 68mm round		
		CI RO1

Product	Colour	Code
Stopend Outlet - 68mm round		
		CI RO2

Product	Colour	Code
Stopend		
	External	CI RE1
	Internal	CI RE2




Product	Colour	Code
Bracket		
	Fascia	CI RK1
	Union	CI RU1

Product	Colour	Code
To Cast Iron gutter adaptors		

	ogee R/H	CI RD3
	ogee L/H	CI RD4
	Half Round	CI RD5

68MM ROUND DOWNPIPE & FITTINGS BS EN 12200-1:2000

Product	Colour	Code
Pipe		
	2.5m	CI RP2.5


Product	Colour	Code
Offset Bend		
	92½°	CI RB8
	112½°	CI RB6

Product	Colour	Code
Shoe		
		CI RB4#


Product	Colour	Code
Pipe Clip		
		CI RC4#


Product	Colour	Code
Pipe Socket		
		CI RS2#

Product	Colour	Code
67½° Branch		
		CI RY1


Product	Colour	Code
Access Pipe		
		CI RX1

Product	Colour	Code
Square/Round Downpipe Adaptor		
		CI RDS2


Product	Colour	Code
Universal Hopper		
	Connects to 65mm square & 68mm round downpipe	CI RH1

Product	Colour	Code
Ogee Hopper		
	Connects to 68mm round and 65mm square downpipes	CI RH4#


Product	Colour	Code
Rectangular Hopper**		
	Connects to 68mm round and 65mm square downpipes	CI RH5#


Product	Colour	Code
Cast Iron Fixings*		
		CI FC50

12 gauge x 50mm stainless steel fixings for "Cast Iron" Range

Product	Colour	Code
Feur-de-Lis		
	40mm 52mm	CI FL55 FL70

Product	Colour	Code
Tudor Rose		
	40mm 52mm	CI TR55 TR70

Product	Colour	Code
Decorative Square		
	40mm 52mm	CI DS55 DS70

Product	Colour	Code
Lion's Head		
	40mm 52mm	CI LH55 LH70

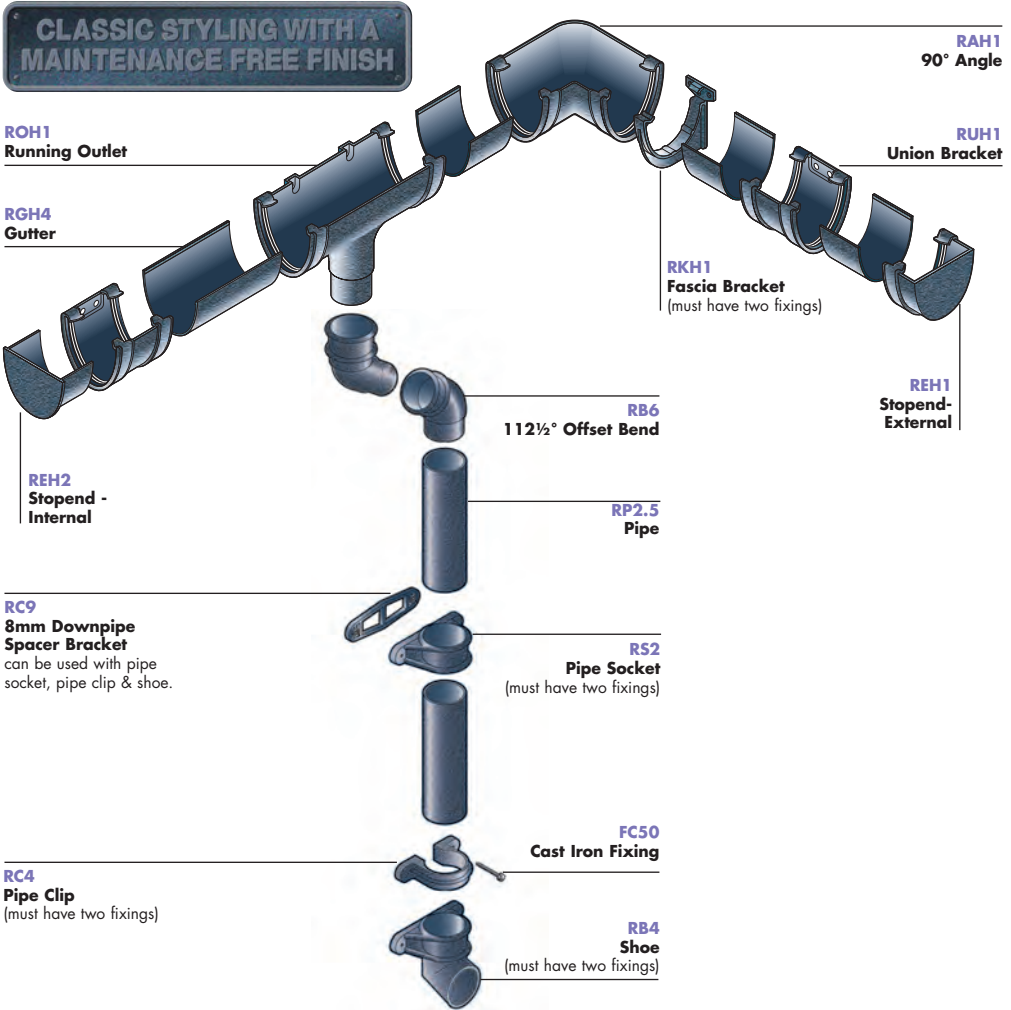
Motifs can be applied to hoppers or running outlets using a proprietary adhesive such as Siroflex MS Polymer.

**This product is rotationally moulded and subject to bowing along its length up to +/-4%.

*With fixing lugs (Requires 2 x FC50 fixings)

*Fixing instructions for the FC50 (Cast Iron fixing bolts)
The FC50 is a 12 gauge x 50mm Stainless Steel bolt, that requires a 12mm, 12 point star head socket to tighten it. When using these fixings on Ogee and Rectangular Hoppers we recommend that a 3/4" top washer is used. When fixing product to concrete, brick, block etc fix FC50 in the same way as any other screw by using a plug type fixing, and into timber by pilot drilling a starter hole first.

Hi-Cap "CAST IRON" STYLE 115MM/68MM RAINWATER SYSTEM



FloPlast recommend the use of lubricant on all gutter seals for ease of fitting and improved performance.


<p>Colours</p> <p>CI</p> <p>Dimensions</p> <p>115 / 75 68 / 0</p>	<p>Features & Benefits:</p> <ul style="list-style-type: none"> ● 20 year "Cast Iron" colour guarantee. ● A semi-elliptical profile. ● High capacity - ideal for large roof areas. ● Significant saving over traditional cast iron systems. 	<ul style="list-style-type: none"> ● No painting required. ● Pre-fitted gutter seal retaining clip system for fast user friendly installation. ● Pre-lubricated seals. ● All the benefits of PVC for quick and easy installation.
---	---	---

115MM GUTTER & FITTINGS BS EN 607:2004, BS EN 12200-1:2000, BS EN 1462:2004



Product **Colour** **Code**

Gutter

	4m	CI	RGH4
--	----	----	------

Union Bracket

		CI	RUH1
--	--	----	------

Running Outlet - 68mm round

		CI	ROH1
--	--	----	------



Product **Colour** **Code**

Angle

	90°	CI	RAH1
---	-----	----	------

	135°	CI	RAH2
---	------	----	------

	any degree	CI	RAH9#
---	------------	----	-------

***FloPlast will fabricate any non-standard angle to special order**



Product **Colour** **Code**

Stopend

	External	CI	REH1
---	----------	----	------

	External	CI	REH2
---	----------	----	------

Fascia Bracket

		CI	RKH1
---	--	----	------

68MM ROUND DOWNPIPE & FITTINGS BS EN 12200-1:2000


Product **Colour** **Code**

Pipe

	2.5m	CI	RP2.5
--	------	----	-------

Offset Bend


	92½°	CI	RB8
---	------	----	-----

	112½°	CI	RB6
--	-------	----	-----

Shoe

		CI	RB4#
--	--	----	------

Pipe Clip

		CI	RC4#
--	--	----	------

Pipe Socket

		CI	RS2#
--	--	----	------

67½° Branch

		CI	RY1
--	--	----	-----

Product **Colour** **Code**

Access Pipe

		CI	RX1
---	--	----	-----

Square/Round Downpipe Adaptor

		CI	RDS2
--	--	----	------

Universal Hopper

	Connects to 65mm square & 68mm round downpipe	CI	RH1
---	---	----	-----

Ogee Hopper

	Connects to 68mm round and 65mm square downpipes	CI	RH4#
---	--	----	------

Rectangular Hopper**


	Connects to 68mm round and 65mm square downpipes	CI	RH5#
---	--	----	------

Cast Iron Fixings*


		CI	FC50
12 gauge x 50mm stainless steel fixings for "Cast Iron" Range			

Product **Colour** **Code**


Fleur-de-Lis

	40mm	CI	FL55
	52mm		FL70


Tudor Rose

	40mm	CI	TR55
	52mm		TR70

Decorative Square

	40mm	CI	DS55
	52mm		DS70

Lion's Head

	40mm	CI	LH55
	52mm		LH70

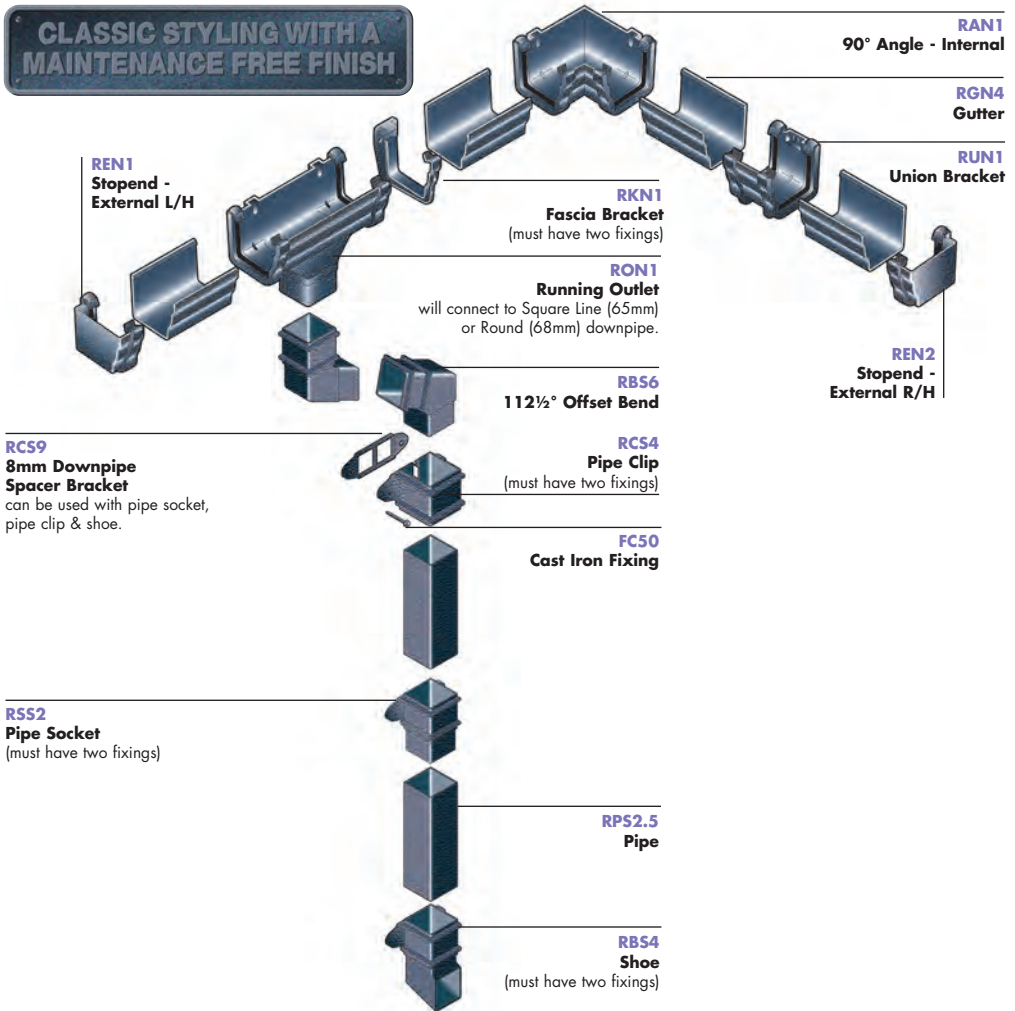
Motifs can be applied to hoppers or running outlets using a proprietary adhesive such as Siroflex MS Polymer.

** This product is rotationally moulded and subject to bowing along its length up to +/-4%.

*With fixing lugs (Requires 2 x FC50 fixings)

***Fixing instructions for the FC50 (Cast Iron fixing bolts)**
The FC50 is a 12 gauge x 50mm Stainless Steel bolt, that requires a 12mm, 12 point star head socket to tighten it. When using these fixings on Ogee and Rectangular Hoppers we recommend that a 3/4" tap washer is used. When fixing product to concrete, brick, block etc fix FC50 in the same way as any other screw by using a plug type fixing, and into timber by pilot drilling a starter hole first.

Niagara "CAST IRON" STYLE 110MM/65MM/68MM RAINWATER SYSTEM



FloPlast recommend the use of lubricant on all gutter seals for ease of fitting and improved performance.

<p>Colours</p> <p>CI</p> <p>Dimensions</p> <p>110 65 68 80</p>	<p>Features & Benefits:</p> <ul style="list-style-type: none"> • Traditional style ogee Hopper available. • One of the highest capacity PVC-U domestic rainwater systems on the market. • Water-tight seal and retaining clip pre-fitted for fast user friendly installation. 	<ul style="list-style-type: none"> • Extremely cost effective solution for old style building refurbishment and new build installations. • Running Outlet can be connected to 65mm or 68mm Round downpipes. • Black fixing bolts available.
--	---	--

110MM GUTTER & FITTINGS BS EN 607:2004, BS EN 12200-1:2000, BS EN 1462:2004





Product Colour Code


Product	Colour	Code
Gutter		
	3m 4m	CI RGN3 RGN4


Product	Colour	Code
Union Bracket		
		CI RUN1

Product	Colour	Code
Running Outlet - Multi Outlet		
		CI RON1





Product	Colour	Code
Stopend Outlet - 65mm		
	L/H	CI RON2
	R/H	CI RON3

Product Colour Code

Product	Colour	Code
Angle		
	90° Internal	CI RAN1
	90° External	CI RAN2
	135° Internal	CI RAN3
	135° External	CI RAN4
	Any Degree	CI RAN9#

Product	Colour	Code
Fascia Bracket		
		CI RKN1


Product Colour Code



Product	Colour	Code
Stopend - External		
	L/H	CI REN1
	R/H	CI REN2
Stopend - Internal		
	L/H	CI REN3
	R/H	CI REN4

Please note: Round downpipe can also be used, please see page 17

65MM SQUARE DOWNPIPE & FITTINGS BS EN 12200-1:2000

Product Colour Code

Product	Colour	Code
Pipe		
	2.5m	CI RPS2.5



Product	Colour	Code
Offset Bend		
	92½°	CI RBS8
	112½°	CI RBS6

Product	Colour	Code
Shoe#		
		CI RBS4


Product	Colour	Code
Pipe Clip#		
		CI RCS4


Product	Colour	Code
Pipe Socket#		
		CI RSS2

Product Colour Code


Product	Colour	Code
67½° Branch		
		CI RYS2
Square/Round Downpipe Adaptor		
		CI RDS2

Product	Colour	Code
Universal Hopper		
	Connects to 65mm round & 68mm square downpipe	CI RH1

Product	Colour	Code
Ogee Hopper#		
	Connects to 68mm round & 65mm square downpipes	CI RH4

Product	Colour	Code
Rectangular Hopper#		
	Connects to 68mm round & 65mm square downpipes	CI RH5


This product is rotationally moulded and subject to bowing along its length up to +/-4%.


Product	Colour	Code
Cast Iron Fixings*		
		CI FC50

Product Colour Code

Product	Colour	Code
Fleur-de-Lis		
	40mm 52mm	CI FL55 FL70

Product	Colour	Code
Tudor Rose		
	40mm 52mm	CI TR55 TR70

Product	Colour	Code
Decorative Square		
	40mm 52mm	CI DS55 DS70

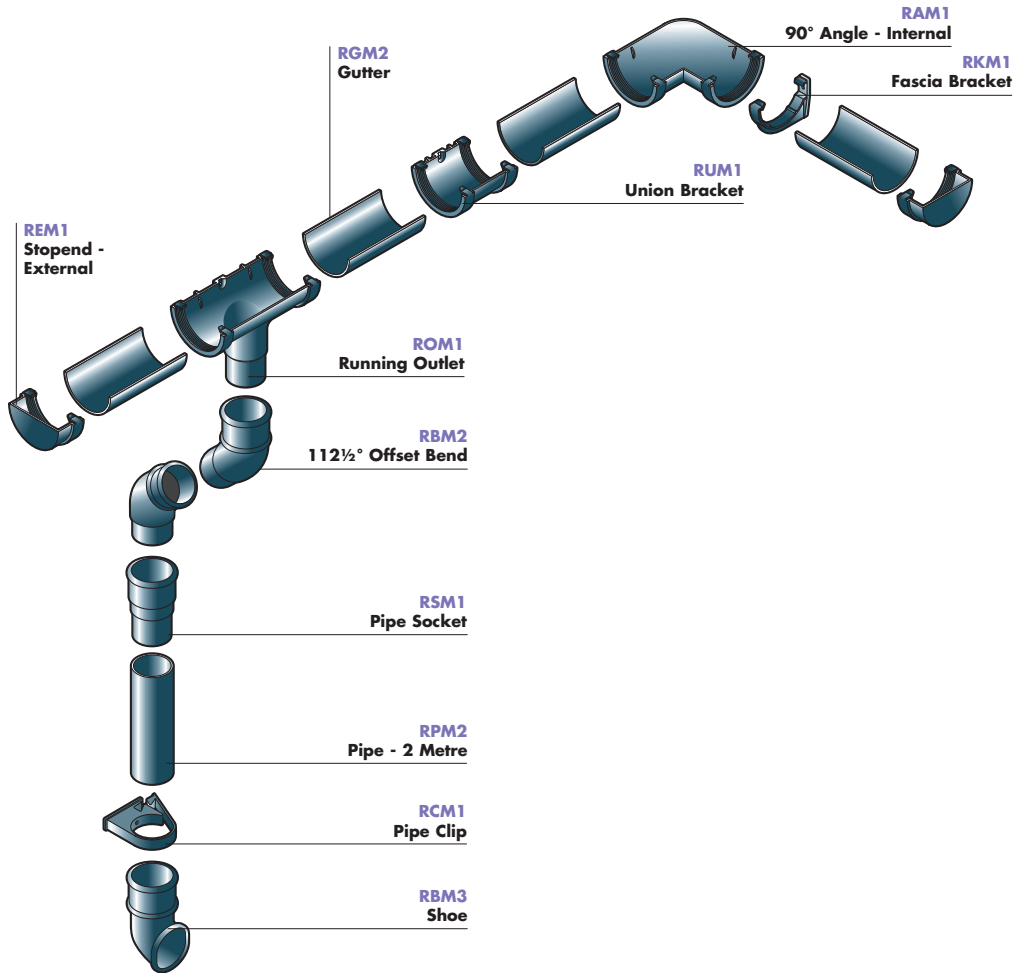
Product	Colour	Code
Lion's Head		
	40mm 52mm	CI LH55 LH70

Motifs can be applied to hoppers or running outlets using a proprietary adhesive such as Siroflex MS Polymer.

*With fixing lugs (Requires 2 x FC50 fixings)

*Fixing instructions for the FC50 (Cast Iron fixing bolts)
The FC50 is a 12 gauge x 50mm Stainless Steel bolt, that requires a 12mm, 12 point star head socket to tighten it. When using these fixings on Ogee and Rectangular Hoppers we recommend that a 3/4" top washer is used. When fixing product to concrete, brick, block etc fix FC50 in the same way as any other screw by using a plug type fixing, and into timber by pilot drilling a starter hole first.

MiniFlo 76MM/50MM RAINWATER SYSTEM



FloPlast recommend the use of lubricant on all gutter seals for ease of fitting and improved performance.

Colours



Dimensions



Features & Benefits:

- A smaller system based on the original Half Round profile.
- Pre-fitted gutter seal retaining clip system for fast user friendly installation.

- Pre-lubricated seals.
- Practical, and easy to install.
- An ideal solution for garages, sheds, summer houses and most garden buildings.


76MM GUTTER AND FITTINGS BS EN 607:2004, BS EN 12200-1:2000, BS EN 1462:2004



Product	Colour	Code
---------	--------	------

Gutter						
	2m	<table border="1"> <tr> <td>B</td> <td>W</td> </tr> <tr> <td>BR</td> <td>G</td> </tr> </table>	B	W	BR	G
B	W					
BR	G					
		RGM2				


Running Outlet						
		<table border="1"> <tr> <td>B</td> <td>W</td> </tr> <tr> <td>BR</td> <td>G</td> </tr> </table>	B	W	BR	G
B	W					
BR	G					
		ROM1				

Stopend Outlet						
		<table border="1"> <tr> <td>B</td> <td>W</td> </tr> <tr> <td>BR</td> <td>G</td> </tr> </table>	B	W	BR	G
B	W					
BR	G					
		ROM2				



Product	Colour	Code
---------	--------	------

Angle						
	90°	<table border="1"> <tr> <td>B</td> <td>W</td> </tr> <tr> <td>BR</td> <td>G</td> </tr> </table>	B	W	BR	G
B	W					
BR	G					
		RAM1				


	135°	<table border="1"> <tr> <td>B</td> <td>W</td> </tr> <tr> <td>BR</td> <td>G</td> </tr> </table>	B	W	BR	G
B	W					
BR	G					
		RAM2				

Stopend						
		<table border="1"> <tr> <td>B</td> <td>W</td> </tr> <tr> <td>BR</td> <td>G</td> </tr> </table>	B	W	BR	G
B	W					
BR	G					
		REM1				



Product	Colour	Code
---------	--------	------


Fascia Bracket						
		<table border="1"> <tr> <td>B</td> <td>W</td> </tr> <tr> <td>BR</td> <td>G</td> </tr> </table>	B	W	BR	G
B	W					
BR	G					
		RKM1				

Union Bracket						
		<table border="1"> <tr> <td>B</td> <td>W</td> </tr> <tr> <td>BR</td> <td>G</td> </tr> </table>	B	W	BR	G
B	W					
BR	G					
		RUM1				

50MM ROUND DOWNPIPE & FITTINGS BS EN 12200-1:2000

Product	Colour	Code
---------	--------	------

Pipe						
	2m	<table border="1"> <tr> <td>B</td> <td>W</td> </tr> <tr> <td>BR</td> <td>G</td> </tr> </table>	B	W	BR	G
B	W					
BR	G					
		RPM2				

Offset Bend						
	112½°	<table border="1"> <tr> <td>B</td> <td>W</td> </tr> <tr> <td>BR</td> <td>G</td> </tr> </table>	B	W	BR	G
B	W					
BR	G					
		RBM2				

Shoe						
		<table border="1"> <tr> <td>B</td> <td>W</td> </tr> <tr> <td>BR</td> <td>G</td> </tr> </table>	B	W	BR	G
B	W					
BR	G					
		RBM3				

Product	Colour	Code
---------	--------	------

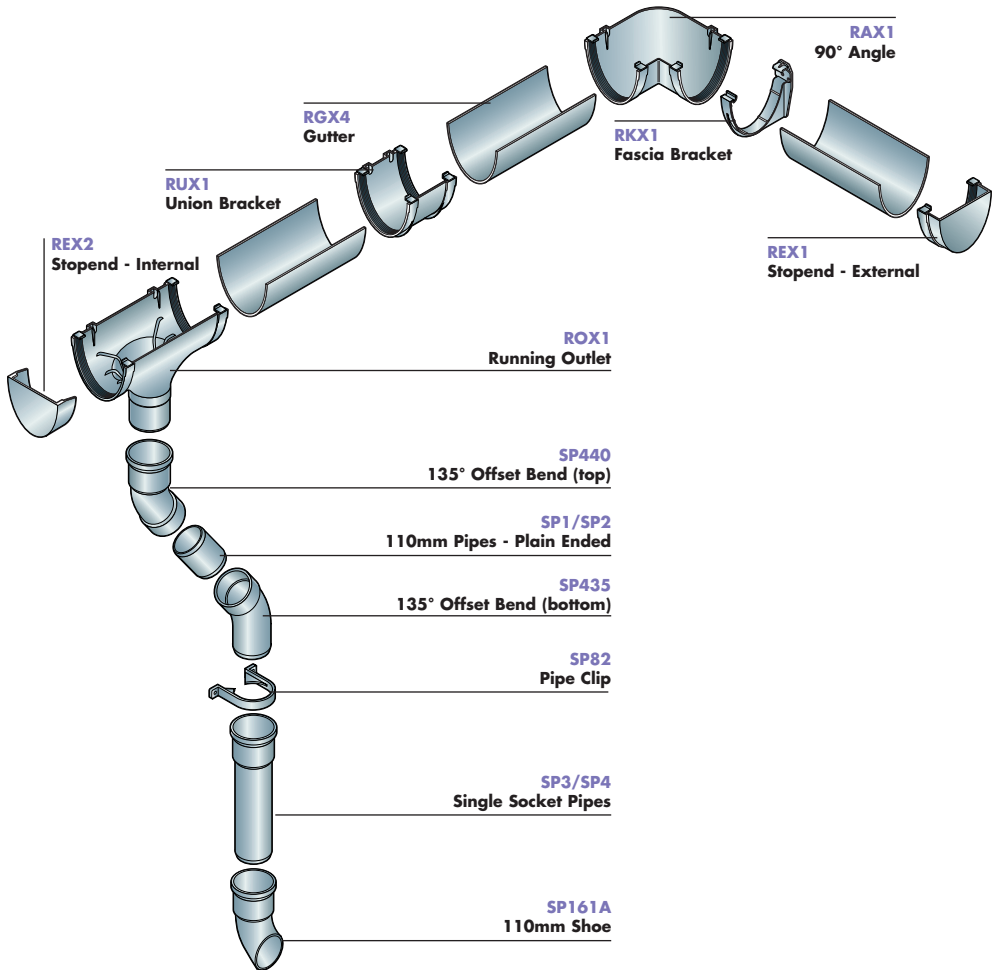
Pipe Clip						
		<table border="1"> <tr> <td>B</td> <td>W</td> </tr> <tr> <td>BR</td> <td>G</td> </tr> </table>	B	W	BR	G
B	W					
BR	G					
		RCM1				

Pipe Socket						
		<table border="1"> <tr> <td>B</td> <td>W</td> </tr> <tr> <td>BR</td> <td>G</td> </tr> </table>	B	W	BR	G
B	W					
BR	G					
		RSM1				



Rainwater Systems, such as Miniflo when used as an associated product with a water butt for the collection of rainwater, can lead to the award of credits under the Code for Sustainable Homes.

Miniflo 50mm downpipe would normally be installed, terminating directly into the top of a water butt.



FloPlast recommend the use of lubricant on all gutter seals for ease of fitting and improved performance.

Colours



Dimensions



Features & Benefits:

- A semi-elliptical profile designed to enhance water flow.
- Ideal for large domestic/commercial buildings/warehouses/offices/apartment blocks and schools.
- Vortex outlet designed to promote a vacuum effect to increase the flow rate.
- Pre-fitted gutter seal for fast user-friendly installation.
- Utilises our 110mm soil system for downpipes.



170MM GUTTER AND FITTINGS BS EN 607:2004, BS EN 12200-1:2000, BS EN 1462:2004



Product	Colour	Code
---------	--------	------

Gutter						
	<table border="1"><tr><td>B</td><td>W</td></tr><tr><td>G</td><td></td></tr></table>	B	W	G		RGX4
B	W					
G						

90° Angle						
	<table border="1"><tr><td>B</td><td>W</td></tr><tr><td>G</td><td></td></tr></table>	B	W	G		RAX1
B	W					
G						

Running Outlet						
	<table border="1"><tr><td>B</td><td>W</td></tr><tr><td>G</td><td></td></tr></table>	B	W	G		ROX1
B	W					
G						

Product	Colour	Code
---------	--------	------

Stopend						
	External	<table border="1"><tr><td>B</td><td>W</td></tr><tr><td>G</td><td></td></tr></table> REX1	B	W	G	
B	W					
G						
	Internal	REX2				

Fascia Bracket						
	<table border="1"><tr><td>B</td><td>W</td></tr><tr><td>G</td><td></td></tr></table>	B	W	G		RKX1
B	W					
G						

Product	Colour	Code
---------	--------	------

Union Bracket						
	<table border="1"><tr><td>B</td><td>W</td></tr><tr><td>G</td><td></td></tr></table>	B	W	G		RUX1
B	W					
G						

110MM ROUND DOWNPIPE & FITTINGS BS EN 1329-1:2014, BS 4514:2000

Product	Colour	Code
---------	--------	------

Pipe - Plain Ended						
	3m <table border="1"><tr><td>B</td><td>W</td></tr><tr><td>G</td><td></td></tr></table>	B	W	G		SP1
B	W					
G						
	4m <table border="1"><tr><td>B</td><td>G</td></tr><tr><td></td><td></td></tr></table>	B	G			SP2
B	G					

Pipe - Single Socket						
	3m <table border="1"><tr><td>B</td><td>W</td></tr><tr><td>G</td><td></td></tr></table>	B	W	G		SP3
B	W					
G						
	4m <table border="1"><tr><td>G</td><td></td></tr><tr><td></td><td></td></tr></table>	G				SP4
G						

Shoe						
	<table border="1"><tr><td>B</td><td>W</td></tr><tr><td>G</td><td></td></tr></table>	B	W	G		SP161A
B	W					
G						

Product	Colour	Code
---------	--------	------

Pipe Clip						
	<table border="1"><tr><td>B</td><td>W</td></tr><tr><td>G</td><td></td></tr></table>	B	W	G		SP82
B	W					
G						

Offset Bends						
	Ring Seal Top Solvent Bottom	<table border="1"><tr><td>B</td><td>W</td></tr><tr><td>G</td><td></td></tr></table> SP440	B	W	G	
B	W					
G						

	Spigot/ Solvent Socket	<table border="1"><tr><td>B</td><td>W</td></tr><tr><td>G</td><td></td></tr></table> SP435	B	W	G	
B	W					
G						

Hopper						
	<table border="1"><tr><td>B</td><td>W</td></tr><tr><td>G</td><td></td></tr></table>	B	W	G		RHX1
B	W					
G						

Product	Colour	Code
---------	--------	------



92½° Soil Pipe Branch						
	<table border="1"><tr><td>B</td><td>W</td></tr><tr><td>G</td><td></td></tr></table>	B	W	G		SP190
B	W					
G						



92½° Soil Pipe Access Bend						
	<table border="1"><tr><td>B</td><td>W</td></tr><tr><td>G</td><td></td></tr></table>	B	W	G		SP169
B	W					
G						

Access Pipe						
	Socket/Spigot	<table border="1"><tr><td>B</td><td>W</td></tr><tr><td>G</td><td></td></tr></table> SP274	B	W	G	
B	W					
G						

Important when ordering: - To indicate the product colour(s) required, the following code suffixes should be used: B-Black, G-Grey, W-White.

EcoFlo RAINWATER DIVERTERS

Product	Colour	Code
Rainwater Diverter Connects to 65mm square and 68mm round downpipe 	<div style="display: flex; flex-wrap: wrap; gap: 5px;"> <div style="border: 1px solid black; padding: 2px;">B</div> <div style="border: 1px solid black; padding: 2px;">W</div> <div style="border: 1px solid black; padding: 2px;">BR</div> <div style="border: 1px solid black; padding: 2px;">G</div> <div style="border: 1px solid black; padding: 2px;">CI</div> </div>	RVS1
Connector Kit 	<div style="display: flex; flex-wrap: wrap; gap: 5px;"> <div style="border: 1px solid black; padding: 2px;">B</div> <div style="border: 1px solid black; padding: 2px;">W</div> </div>	RVS2

Product	Colour	Code
Rainwater Diverter Connects to 80mm Round Downpipe 	<div style="display: flex; flex-wrap: wrap; gap: 5px;"> <div style="border: 1px solid black; padding: 2px;">B</div> <div style="border: 1px solid black; padding: 2px;">W</div> <div style="border: 1px solid black; padding: 2px;">BR</div> <div style="border: 1px solid black; padding: 2px;">G</div> </div>	RVH1
MiniFlo Rainwater Diverter Connects to 50mm Round Downpipe 	<div style="display: flex; flex-wrap: wrap; gap: 5px;"> <div style="border: 1px solid black; padding: 2px;">B</div> <div style="border: 1px solid black; padding: 2px;">W</div> <div style="border: 1px solid black; padding: 2px;">BR</div> <div style="border: 1px solid black; padding: 2px;">G</div> </div>	RVM1

EcoFlo WATER STORAGE SYSTEMS

Product	Code
100L Slim Water Butt 	WB100
100L Slim Water Butt Stand 	ST100

Product	Code
210L Slim Water Butt 	WB200
210L Slim Water Butt Stand 	ST200

100L SLIM WATER BUTT

- 100L capacity.
- Space saving water butt ideal where space is at a premium.
- Supplied with tap and lid.
- Manufactured in the UK from recycled materials.

Dimensions

Water Butt:

32cm (12½") Length
 36cm (14") Width
 95.2cm (37½") Height

Stand:

33cm (13") Length
 33cm (13") Width
 30.5cm (12") Height

210L SLIM WATER BUTT

- 210L capacity
- Traditional shape water butt with a large capacity.
- Supplied with tap and childproof lid.
- Manufactured in the UK from recycled materials.

Dimensions

Water Butt:

57cm (22½") Diameter
 97cm (38") Height

Stand:

53cm (21") Diameter
 31cm (12") Height

StormSaver RAINWATER HARVESTING SYSTEM BS8515:2009



With the average home owner using around 150 litres of water per day, the **StormSaver** rainwater harvesting system will enable the metered home owner to recycle rainwater and potentially reduce their bills by up to 50%, whilst remaining kinder to the environment. StormSaver can also alleviate pressure on local drainage in line with Sustainable Drainage Schemes (SuDS), to help prevent flood risk

Benefits of using StormSaver:

- Uses over 75% less energy than other traditionally pumped Rainwater Harvesting systems, by using clever suction technology.
- Low decibel rating.
- Flow Rate of 10 litres per minute (same as mains pressure).
- Compact control unit, which can easily fit into either a kitchen cupboard, or be located in a utility room or garage.
- Cost effective solution to reuse rainwater effectively.
- The shallow dig tank is robust and comes with all the necessary components such as integral filtration, overflow siphon and inlet calmer pre-fitted for ease of installation.
- Ideal for new build properties and homes with up to 6 bedrooms.

Product	Size (L)	Code
StormSaver Packages		
	1500	\$1500
	3000	\$3000
	5000	\$5000
	7500	\$7500

Package includes:

- Underground storage tank
- 235mm Entrance shaft
- Pedestrian duty lid for tank
- Control panel
- ½" Boosted floating suction filter kit
- 20m ½" Flexible suction hose



Also available as a garden only system.

Product	Size	Code
Pedestrian Duty Lid		
		PDL1
Entrance Shaft		
	235 (mm)	ES235
	635 (mm)	ES635
Control Panel		
		CP1



PDL1

Entrance Shaft



235 (mm) ES235



635 (mm) ES635

Control Panel



CP1



½" Boosted Floating Suction Filter Kit		
		FK1



FK1

Product	Size	Code
½" Flexible Suction Hose		
	20 (mm)	H20
	40 (mm)	H40
Level Sensor		
		LS1
Identification Tape and Label Pack		
		ID1
110mm Non-Return Valve - Single Flap		
		D550



20 (mm) H20
40 (mm) H40

Level Sensor



LS1

Identification Tape and Label Pack



ID1

110mm Non-Return Valve - Single Flap



D550

Required for the system to comply with BS 8515

FLOPLAST PVC-U RAINWATER SYSTEMS

Applications

FloPlast Rainwater Systems are suitable for all applications and types of building, including domestic, commercial and industrial.

Composition

All products are manufactured from unplasticised polyvinyl chloride (PVC-U) and comply with the material requirements of either BS EN 12200-1:2000, BS EN 607:2004, BS EN 1462:2004 or BS EN 1329-1:2014 as relevant.

Rainwater gutters and pipes are manufactured by a continuous extrusion process. Fittings are produced on high-pressure injection moulding machines. All fittings are manufactured to close tolerances allowing accurate incorporation of design features.

Accreditation

All of our profiles are manufactured to BS EN 607:2004 (Gutters and fittings), BS EN 12200-1:2000, and BS EN 1329-1:2014 (Downpipes and fittings), BS EN 1462:2004 (Gutter brackets) within a quality management system assessed and registered by British Standards as meeting the requirements of BS EN ISO 9001:2015 (Certificate Number FM:501414).

Supply

Products are available from a national network of distributors and stockists. For details of your local stockist contact our Sales Office.

Specification, Technical Advice and Design Guidance

A free advisory service is available to offer technical assistance regarding product and installation details. Those involved with the building industry may take advantage of design services provided by the company for customers who have made a commitment to use or specify FloPlast products.

Installation

1. Plan your installation using the component diagrams to assist you in selecting the correct type and quantity of products required.
 - Fascia brackets should be spaced at a maximum of one metre apart on straight gutter runs. (800mm in the case of the Niagara system, 600mm in the case of the Xtraflo system). When using 80mm Round Downpipe with Hi-Cap and Niagara Systems, fascia brackets should be spaced at a maximum of 800mm intervals. In areas where there is the possibility of high levels of snowfall, fascia brackets should be spaced at a maximum of
2. Where necessary remove the old gutter and replace old fascia board with FloPlast low maintenance PVC-UE co-extruded fascia board.
3. Establish the position of the running outlet, usually over an existing drain, and fix securely to fascia board.
4. Fix a fascia bracket 100mm short of furthest point from the outlet. Allow for a fall to the outlet (1:350 is recommended) using a string line.
5. Fixings:
 - Fix fascia and union brackets at required intervals. Fascia brackets should be positioned so as to avoid the fixing screws splitting the top edge of any timber fascia board. All brackets should be secured to the fascia board with two 25mm x 5mm (1" x 10) screws or one 40mm x 5mm (1½" x 10) screw. The "Cast Iron" fascia brackets must have two fixings.
 - Unions should be fixed using a 25mm x 5mm (1" x 10) screw.
 - Outlets and Angles should be fixed using two 25mm x 5mm (1" x 10) screws.
 - In areas of heavy snowfall it is recommended that each fascia bracket is secured using two 25mm x 5mm (1" x 10) screws.
 - Rainwater downpipe clips should be fixed using two 40mm x 6mm (1½" x 12) screws.
 - Round head screws are the recommended style of screw, however counter sunk can be used as long as care is taken not to overtighten, particularly when using power tools.
6. Lubricate all gutter seals with FloPlast silicone spray lubricant to ensure an easy fit and to allow for movement caused by expansion and contraction.
7. Working from the running outlet insert the back edge of the gutter under the retaining lip of the wrap around clip. Using slight downward pressure on the gutter snap the front edge of the retaining clip over the front of the gutter. (Ensure that the marked expansion allowance is kept.)

400mm centres. For further information, view our snow loading statement on page 27.

- Angles and stopends should have a fascia bracket within 150mm of the fitting.
- A supporting pipe clip should be used on shoes, sockets, branches and bends where necessary.
- Support downpipes below offset and at maximum intervals of 1.8 metres.

8. Use a union bracket or angle to join to next gutter length in order to build up a gutter run. Use a stopend to complete the run.
9. Downpipe installation starts at the outlet. If an offset is required use two offset bends with or without a short piece of pipe, alternatively if installing square downpipe use an adjustable offset bend. Ensure a 6mm gap is left at the top of the downpipe for expansion.

Pipe sockets if required should be secured to the wall with a pipe clip.

At the base of the pipe, fit a shoe secured with a pipe clip or connect downpipe to the underground drainage system using a 110mm x 68mm reducer (SP96/D96 or D97).

Capacity of Drainage

To select the gutter size appropriate to your requirements, two factors must be taken into consideration.

- Roof Area
- Gutter Flow Capacity

For further reference refer to BS 12056-3:2000 "Roof Drainage Layout and Calculation".

The capacity of a drainage system should be large enough to carry the expected flow at any point in the system. The flow of 'run-off' depends upon the area to be drained, (the 'effective roof area'), and the intensity of rainfall. It is accepted that 75mm an hour is the intensity of rainfall in the United Kingdom. For further information, see the FloPlast "Gutter calculator" at: www.floplast.co.uk

Roof Area

The effective roof area can be calculated by using the following formula:

$$(B + \frac{C}{2}) \times \text{length of Roof (A)} = \text{Area in M}^2$$

B = Half width of gable end or hip

C = Vertical measurement from eaves to apex

An alternative to the above method is the use of multiplication factors to establish effective roof cover.

Approved Document H of the Building Regulations shows the same method, although the options given below allow for greater accuracy of the effective roof area in m².

Calculate the above using the following method: A x B x factors dependant on the angle of the roof pitch.

METHOD OF CALCULATING EFFECTIVE ROOF AREA																
Roof Pitch	10°	12.5°	15°	17.5°	20°	22.5°	25°	27.5°	30°	32.5°	35°	37.5°	40°	42.5°	45°	47.5°
Factor	1.088	1.111	1.134	1.158	1.182	1.207	1.233	1.260	1.288	1.319	1.350	1.384	1.419	1.459	1.500	1.547

For roofs of 50° or more and walls, the factor of 1.600 should be used.

Cleaning and Maintenance

Although PVCu rainwater systems are considered to be relatively low maintenance it is important to clear gutter systems of fallen leaves and other debris at least once per year.

More frequent inspections may be necessary in areas of high pollution and where there are trees in the vicinity.

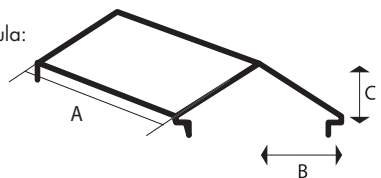
Inspection of the gutter and brackets is also advisable during and after periods of ice formation in the guttering system.

In some cases lighter coloured systems may require cleaning. Wash down with a solution of soapy warm water, in severe cases a non-abrasive kitchen cream cleaner should be used.

SNOW LOADING STATEMENT

Snow slippage is particularly evident where smooth roofing materials such as slate have been installed. For additional security FloPlast strongly recommend the installation of Snow Guard (see page 5) which facilitates the retention of snow, allowing slow melt, rather than slippage. In areas where there is the possibility of high levels of snowfall, fascia brackets should be spaced at a maximum of 400mm centres.

Several factors can come into play with the performance of rainwater systems, installation, overhang and style of the roof system (tiles/slates), pitch of roof, North or South facing, above or below 100 metres above sea level.



FLOPLAST PVC-U RAINWATER SYSTEMS

OUTLET AT END OF GUTTER RUN								
System	Gutter Fixed Level				Gutter Fixed at 1:350 fall			
	Gutter Flow (litres/sec)		Roof Area (m ²)		Gutter Flow (litres/sec)		Roof Area (m ²)	
	Max flow rate	BS 12056	Max flow rate	BS 12056	Max flow rate	BS 12056	Max flow rate	BS 12056
Half Round 68mm Circular Downpipe	0.92	0.82	44	40	1.17	1.05	56	50
Square Line 65mm Square Downpipe	1.70	1.53	81	73	2.00	1.80	96	86
Hi-Cap 68mm Circular Downpipe	2.05	1.84	98	88	2.56	2.30	123	111
Hi-Cap 80mm Circular Downpipe	2.25	2.02	108	97	2.79	2.51	134	121
Niagara® 65mm Square Downpipe	2.40	2.16	115	104	2.90	2.61	139	125
Niagara® 80mm Circular Downpipe	2.64	2.37	127	114	3.19	2.87	153	138
Xtraflo 110mm Circular Downpipe	4.30	3.87	206	185	6.20	5.58	297	267

OUTLET AT CENTRE OF GUTTER RUN								
System	Gutter Fixed Level				Gutter Fixed at 1:350 fall			
	Gutter Flow (litres/sec)		Roof Area (m ²)		Gutter Flow (litres/sec)		Roof Area (m ²)	
	Max flow rate	BS 12056	Max flow rate	BS 12056	Max flow rate	BS 12056	Max flow rate	BS 12056
Half Round 68mm Circular Downpipe	1.80	1.62	86	77	2.60	2.34	125	113
Square Line 65mm Square Downpipe	3.41	3.06	163	147	3.95	3.55	189	170
Hi-Cap 68mm Circular Downpipe	3.80	3.42	182	164	5.00	4.05	240	216
Hi-Cap 80mm Circular Downpipe	4.18	3.76	200	180	5.50	4.95	264	238
Niagara® 65mm Square Downpipe	4.50	4.05	216	194	5.30	4.77	254	229
Niagara® 80mm Circular Downpipe	4.95	4.45	237	213	5.83	5.24	279	251
Xtraflo 110mm Circular Downpipe	8.20	7.38	393	354	11.80	10.62	566	509

The flow rates in the columns BS 12056 have been calculated in accordance with BS EN 12056-3: 2000 where 90% of full flow is used as a safety factor (freeboard).

A rainwater system is suitable in terms of performance as long as the carrying capacity of the chosen configuration exceeds the calculated run-off of rainwater from the roof.

HOPPERS

Code	Hopper Flow (litres/sec) Max flow rate	Roof Area (m ²) Max flow rate
RH1/RHS1	1.14	54.5
RH4	2.18	104.5
RH5	2.18	104.5
RHH1	1.66	79.5

Design Factors

Building Regulations (Approved Document H) requirements. The provisions to meet the requirements of the Building regulations 2000 (2002) are set out in Approved document H part H3.

An alternative to this requirement, is to follow the relevant recommendations of BS EN12056-3:2000 Roof Drainage, Layout and Calculation.

This document gives very comprehensive information on the calculations/design of systems in a variety of situations, and should be referred to whenever large industrial type installations are envisaged or whenever particularly severe weather conditions are expected.

Expansion

Tests have shown that expansion and contraction of gutter occurs during normal usage, and expansion tolerances are allowed for within our fittings.

Tests were conducted between -8°C and +40°C where an expansion of 14.63mm was experienced over a 4 metre length.

These are obvious extremes, and under normal daily temperature fluctuations expansion and contraction will be in the region of 10mm per 4 metre length.

Pipe Dimensions	Normal Size	Actual OD
Circular	50mm (2½")	50.3mm
	68mm (2½")	68.48mm
	80mm (3")	80.15mm
	110mm (4")	110.2mm
Square	65mm (2½")	65mm

Carrying Capacities for Gutter

The carrying capacity of gutters varies under differing conditions. The main variables are whether or not the gutter is fitted to a fall and whether the outlet is placed in the centre or at one end of the gutter run.

Gutter flow rates will vary according to the type and configuration of downpipe system being used, however downpipe sizing is not a normal design consideration, as the downpipe systems manufactured by FloPlast have flow capacities approximately ten times greater than the gutter systems they drain.

The carrying capacities in litres per second for gutters, taking into account the major variables, are specified in the performance table on page 27.

DESIGN DATA All gutter dimensions are nominal.

HALF ROUND & "CAST IRON" STYLE HALF ROUND		XTRAFLO	
Miniflo		SQUARE LINE	
HI-CAP & "CAST IRON" STYLE HI-CAP		Niagara® & "CAST IRON" STYLE Niagara®	

FLOPLAST PVC-U RAINWATER SYSTEMS

RAINWATER SYSTEM COMPATIBILITY CHART						
Manufacturer	<i>Xtraflo</i>	<i>Niagara</i> [®]				
	170mm	Ogee	Hi-Cap	Half Round 112mm	Square Line	MiniFlo
Brett Martin	✗ (Deepstyle 170)	✗ (Prostyle)	✓ (Deepstyle)	✓ (Roundstyle)	✓ (Squarestyle)	✗ (No equivalent)
Osma	✗ (No equivalent)	✗ (Stormline)	✓ (Deepline)	✓ (Roundline)	✗ (Squareline)	✗ (No equivalent)
Polypipe	✗ (No equivalent)	✗ (Sovereign)	✓ (Polyflow)	✓	✓	✗ (Half Round)
Polypipe Terrain	✗ (No equivalent)	✗ (Omega)	✗ (Rapidflow)	✗ (Crescent)	✗ (Corniche)	✗ (No equivalent)
Marley	✗ (No equivalent)	✗ (Classic)	✓ (Deepflow)	✓ (Clipmaster)	✗ (Flowline)	✗ (Miniline)
Hunter	✗ (No equivalent)	✗ (Regency)	✓ (125)	✓	✓ (Squareflo)	✗ (Half Round)
Swish	✗ (No equivalent)	✗ (Ogee)	✗ (Deepflow)	✓	✓	✗ (No equivalent)

The above is a guide only for connection to existing fitted product. We recommend that you do not mix systems if at all possible.

TRANSPORT, HANDLING AND STORAGE

FloPlast PVC-U pipes and gutters are supplied in secure bales bound with straps within timber frames, **FloPlast** recommend that movement of bales is carried out by fork lift or other mechanical device using webbing or rope strings.

The bales may be stacked up to a maximum of three high, providing that the timber frames are placed on each other.

Fittings are generally supplied in plastic bags and should be stored away from direct sunlight. If they have to be stored outside, the bags should be opened to prevent temperature build-up.

Terms and Conditions of Sale

Goods are sold subject to our Standard Terms and Conditions of Sale, copies of which are available upon request. **FloPlast Limited** reserve the right to modify or extend any product range or published information without prior notice.



FREQUENTLY ASKED QUESTIONS

Do I need to fit my gutter with a gradient?

FloPlast's domestic eaves gutters, especially when fixed with a rafter bracket, should be fitted at a gradient no greater than 1:350 fall. The gradient should not be too steep, as this will cause an excessive gap between the lowest edge of the roof and the top of the gutter. Gutters fitted with a fall will have a higher drainage capacity, please refer to our flow rate calculator at www.floplast.co.uk or page 26/27 of this brochure.

How do I work out what flow rate is required?

A flow rate calculator is available on our website at www.floplast.co.uk, alternatively please contact 01795 431731 to speak to our technical department.

How can I prevent leaves blocking my gutters?

Use **FloPlast GutterBrush**. FloPlast also manufactures **FloGuard**, a non restrictive system which prevents both debris and leaves collecting on the inside of the gutters. Balloons are available, for added protection in the outlets.

Can FloPlast gutters be painted?

FloPlast's gutters are produced from PVC-U and are considered low or relatively maintenance free. It may be necessary from time to time to clean our lighter gutter systems. We recommend that a soapy warm water solution is used when cleaning - in severe cases a non-abrasive kitchen cream cleaner can be used.

If the gutter needs to be painted, the system should be cleaned, with a degreasing agent such as sugar soap. Once cleaned 2 coats of a good quality gloss paint should be applied. Avoid scouring or roughing the surface of the plastic as this will affect the final appearance of the painted product.

What capacity of water do your gutters hold?

Please refer to our section on Flow Rates on page 28 for more information.

What are the maximum centres for gutter fascia brackets?

In general, maximum centres should be 1m. However, different profiles and downpipe configurations present other design considerations. Please refer to our Installation Guide on page 26 or view our video installation guide at www.floplast.co.uk

Which screws should be used to secure fascia brackets to fascia boards?

For 2 hole fixing use 25mm x 5mm non-ferrous round head screws 1 hole fixing use 32mm x 6.5mm non-ferrous round head screws.

How can "Cast Iron" Style gutters be connected to traditional cast iron?

FloPlast have an extensive range of adaptors. Use the 2 piece adaptor RD5.

Where and how far apart should downpipe clips be?

Downpipe clips should be placed below the sockets of offset bends, sockets, branches and shoes, and at maximum intervals of 1.8 mtrs.

Do I need to allow for expansion on offsets?

It is not necessary to make any allowance for expansion between offset bends.

How do I fit my downpipe into Underground Drainage?

Please refer to our section on downpipe adaptors.

What brackets do I use when installing gutter directly to the rafters?

The standard gutter bracket, bolts to the galvanised top, side and rise & fall rafter brackets.

How do I connect to a neighbour's different gutter?

FloPlast have a range of adaptors for most applications, please refer to our section on rainwater adaptors and compatibility table on page 30.



FloPlast

building the future



Contact Details:

FloPlast Limited, Castle Road,
Eurolink Business Park
Sittingbourne, Kent ME10 3FP, UK

Tel
01795 431731

Fax
01795 431188

E-mail
sales@floplast.co.uk

Website
www.floplast.co.uk

Sales Office Direct Line
01795 421422

Brochures available:

